

**The Fred Hollows
Foundation NZ**



**REPORT
FOR THE 18 MONTHS ENDED DECEMBER
2009**

Contents

Page

Who we are and What we do	1
Directory	2
Chairman's Report	3
Auditor's Report	4-5
Pie Chart Analysis	6
Statement of Financial Performance	7
Statement of Changes in Accumulated Funds	8
Statement of Financial Position	9
Notes to the Financial Statements	10-16
Acknowledgements	17

Who we are and what we do

The Fred Hollows Foundation NZ is a quintessentially Kiwi not-for-profit organisation dedicated to restoring sight and eliminating avoidable blindness and vision impairment in the Pacific, Papua New Guinea and Timor-Leste.

Inspired by the values of New Zealand ophthalmologist, the late Professor Fred Hollows, we train and support local eye health workers to deliver high quality eye care. We have been working in the Pacific since 2002, and our blindness prevention programmes have transformed eye care in 11 countries across the region.

The need for eye health services in the Pacific is huge. Our research has indicated that approximately 83,000 people are blind yet most of this blindness is avoidable. 65,000 of these people – 3 in every 4 – would not be blind if they had access to the sort of eye care services we take for granted in New Zealand. In addition, almost 250,000 people have sight problems which are severe enough to make day to day activities almost impossible but which could be simply corrected with spectacles.

Developing a system of eye care effectively from scratch has many challenges but the two most significant are the lack of trained medical personnel and the difficult, remote terrain. In order to address these issues for the long-term, Hollows NZ is focused on training a local eye health workforce across the region – people who will return to work in these remote communities.

Our three regional training centres (in Suva, Madang and Dili) offer the region's first internationally-recognised, postgraduate training for eye doctors and nurses. The courses have been developed to allow Pacific eye care personnel to train in a setting that is relevant to the situations they will practice in when they return to deliver eye care in their own communities. Importantly, the training incorporates supervised clinical and surgical services both at existing clinics and to remote communities on outreach, meaning that more people are accessing quality eye care services as a result of our work.

2009 was an important year for The Fred Hollows Foundation NZ. We strengthened training capacity and support services for eye doctors and nurses across the region – developing Masters programmes for both eye doctors and nurses, as well as piloting a new diabetes eye care diploma. We also invested in service delivery and research initiatives that will improve access to eye care for the long-term – for example, we launched a diabetes eye care service in Suva, recruited and trained Timor-Leste's first dedicated eye surgical services team, and ran national eye health surveys in Fiji and Timor-Leste.

By the end of 2009, 57 nurses and five doctors from 11 countries had graduated from Hollows NZ training centres and returned home to deliver quality, affordable eye care services through government health programmes. We estimate that every doctor trained could restore sight to 10,000 people throughout his or her professional career, meaning that our training approach will have a huge ripple effect across the whole region for the long-term.

Directory

Brent Impey (Chair)	Chief Executive Officer, MediaWorks NZ Ltd
Richard Griffin	Partner, Fraser Griffin Wood
John McElhinney	Chief Executive Officer, The Radio Network Ltd
Andrew Want	Chair, The Fred Hollows Foundation Australia
Mary O'Regan	Partner, O'Regan & Lynch
Aseta Redican	General Manager, Pacific Health, Auckland District Health Board
David Walden	Managing Director, TBWA\Whybin
Robert Fenwick	Chief Executive, Living Earth

Staff

Carmel Williams	Executive Director
Garry Brian	Medical Director
Tom Schaefer	International Programmes Director
Pamela Williams-Jones	Marketing & Fundraising Director
Helen Duff	Finance & Administration Director
Nicki Paull	Communications Manager
Jacqui Ramke	Timor-Leste Country Director
Janie Elliott	PNG Programme Manager
Renee du Toit	Advocacy & Professional Development
Debbie Thomson	Donor Relations Manager
Victoria Dawson-Wheeler	Monitoring & Evaluation Manager
Sanya Baker	Information & Research Coordinator
Louisa Semmons	Programme Logistics Coordinator
Gillian Moore	Marketing & Fundraising Executive
Daksha Patel	Data Entry & Fundraising Assistant
Rebecca Harvey	Accounts & Office Assistant

The Fred Hollows Foundation NZ is grateful to the following organizations for providing their services free of charge:

Auditor

 **ERNST & YOUNG**

Lawyer

 **phillips
fox**

2010 Report from the Chair of The Fred Hollows Foundation NZ

The 18 months to December 2009 has been a period of great achievement and exciting new developments for The Fred Hollows Foundation New Zealand. Our programmes continued to grow across the territory where we work, and I am delighted to note that increasing numbers of blind and vision impaired people living in the Pacific, Papua New Guinea and Timor-Leste are accessing eye health services thanks to the work of Hollows NZ, its students, graduates and local partners.

In late 2008, the Australian and New Zealand Governments gave a resounding endorsement to our six-year old Pacific Regional Blindness Prevention Programme. They had been so impressed with what we had achieved since 2002 that they committed to funding a comprehensive expansion of this programme for the period 2009-2011, within the framework of the Australian Government's Avoidable Blindness Initiative (ABI). The significant three-year grant will fund programmes to strengthen the capacity and capability of our training institutions in Fiji and Papua New Guinea, build and staff a surgical and training facility in Suva to serve the Pacific region, establish our surgical capability in Timor-Leste, initiate a diabetes eye health programme in Suva, and enhance workforce support to our graduates across the region.

NZAID has supported Hollows NZ's work in the region since 2002, and we are delighted to now also work with AusAID and have the opportunity to demonstrate the added impact that can be made when governments and NGOs work collaboratively in the Pacific. We thank the New Zealand and Australian Governments and their respective aid and development agencies for their continuing support of our work. We also thank The Fred Hollows Foundation in Australia for supporting this initiative.

2009 also heralded the beginning of our Fiji national diabetes eye care project. During the year we carried out a National Eye Health Survey that confirmed a high rate of diabetes in Fiji. A diabetes eye health service was opened in Suva in October 2009, and a diabetes eye care training programme for Pacific eye health professionals was piloted at our training centre in Suva, the Pacific Eye Institute, for introduction as a diploma course in 2010. We would like to acknowledge the World Diabetes Foundation for their generous funding towards the implementation of this project.

We are hugely grateful for the continued generosity of the New Zealand public and the increased level of support we received during what have been difficult economic times for us all. The generous support we receive from New Zealand individuals, community groups, schools and businesses allows us to extend eye care services across the region to more blind and visually impaired people.

I also wish to extend our thanks to the growing number of NZ businesses who support our work through in-kind support or cash donations. I would like to take the opportunity to make special mention of Ernst & Young, who provide pro bono audit and financial services, DLA Phillips Fox for pro bono legal advice, and Agility Logistics, who have shipped essential equipment and medical supplies to Fiji, Papua New Guinea and Timor-Leste, at no cost to Hollows NZ. We would also like to recognise our many friends in the media throughout New Zealand, who donate media space, air and television time in support of our fundraising appeals. This support plays a huge role in keeping our fundraising and administration expenses as low as they are, and this in turn results in so many more people having their sight restored.

The growth in funding from government and other donor agencies in the 18 months to December 2009 is also reflected in growing support from the New Zealand public over the period. I am delighted to be able to comment on Hollows NZ's income growth over the period, and the resulting expansion of programmes across our territory. Thanks in large part to the injection of ABI funds from the Australian and New Zealand Governments, our income rose from \$2,803,766 for the 12 months to June 2008 to \$9,592,068 for the 18 months to December 2009. The ABI portion of these funds, which represents a new income stream for The Foundation, was \$5,176,214 for the period. It is pleasing to note that support from public donations rose from \$1,570,133 at year end 2008 to \$2,683,251 for the 18 month period to December 2009. Other significant contributions to Hollows NZ over the period included \$1,095,415 from NZAID for community development, research and capacity building projects, \$342,662 from the World Diabetes Foundation for the Fiji national Diabetes eye care project, and \$117,662 from The Fred Hollows Foundation in Australia for the National Eye Centre building project in Timor-Leste.

Once again, we are very proud to advise our supporters that a substantial portion of their donations went towards our programmes to restore sight and tackle avoidable blindness in the countries where we work. For this financial period, just 13% of income (or, \$1,320,790) was spent on fundraising or administration expenses, with the remainder used to run programmes in the Pacific, Papua New Guinea and Timor-Leste. We also continued to manage the income we received very cautiously, investing only in timed term deposits in New Zealand and ensuring that the organisation had an adequate level of cash reserves to protect our programme work in case of any shortfall in funding (\$952,111 in accumulated funds at 31 December 2009).

2010 Report from the Chair of The Fred Hollows Foundation NZ (Contd)

I wish to thank my fellow directors on The Fred Hollows Foundation NZ Board for their expertise, time and support during a very busy 18 months for The Foundation. The expansion in The Foundation's activities has resulted in additional time commitments from all Board members who have given their time willingly.

We are also extremely grateful to our ambassador, Michael Jones, who is a dedicated supporter of our work. We appreciate the time he has given during what has been a difficult and busy year for people working in the region.

The Board and I also wish to thank the executive team and dedicated staff in Auckland, Fiji, Papua New Guinea and Timor-Leste. The expansion and strengthening of our programmes across the territory and the growth in income from donor agencies as well as the New Zealand public is largely due to their dedication and hard work over many years.

We were excited to welcome a number of new programme and technical staff across the territory to support programme expansion over the eighteen month period, and are particularly grateful to CBM International for their help in identifying and seconding two CBM ophthalmologists to work with us in Fiji.

2009 has been an outstanding year in the history of The Fred Hollows Foundation New Zealand. On behalf of The Board, I would like to extend my sincere thanks to everyone who has supported our work this year and helped us bring eye health services closer to more people in the Pacific and Timor-Leste.

We know there are challenges ahead to ensure successful workforce and clinical outcomes within budget and resource-constrained health systems. However we are all determined to achieve our overall programme goal of having sustainable eye health systems in place in the countries where we work by 2020. To this end, we will need to continue to grow our fundraising support and ensure an ongoing commitment from aid agencies. We are committed to achieving this goal.



Brent Impey
Chair
The Fred Hollows Foundation NZ

Auditor's Report

Chartered Accountants



Auditor's Report

To the Members of the Fred Hollows Foundation NZ

We have audited the financial statements on pages 7 to 16. The financial statements provide information about the past financial performance of the Foundation and its financial position as at 31 December 2009. This information is stated in accordance with the accounting policies set out on pages 10 and 12.

This report is made solely to the members of the Foundation, as a body, in accordance with the generally accepted accounting practice in New Zealand and the Rules of the Fred Hollows Foundation NZ. Our audit has been undertaken so that we might state to the members of the governing body those matters we are required to state to them in an auditor's report and for no other purpose. To the fullest extent permitted by law, we do not accept or assume responsibility to anyone other than the Foundation and the members of the governing body, for our audit work, for this report, or for the opinions we have formed.

Governing Body's Responsibilities

The members of the governing body are responsible for the preparation of financial statements which comply with generally accepted accounting practice in New Zealand and fairly present the financial position of the Foundation as at 31 December 2009 and its financial performance for the year ended on that date.

Auditor's Responsibilities

It is our responsibility to express an independent opinion on the financial statements presented by the governing body and report our opinion to you.

Basis of Opinion

An audit includes examining, on a test basis, evidence relevant to the amounts and disclosures in the financial statements. It also includes assessing:

- the significant estimates and judgements made by the governing body in the preparation of the financial statements; and
- whether the accounting policies are appropriate to the Foundation's circumstances, consistently applied and adequately disclosed.

We conducted our audit in accordance with generally accepted auditing standards in New Zealand. We planned and performed our audit so as to obtain all the information and explanations which we considered necessary in order to provide us with sufficient evidence to give reasonable assurance that the financial statements are free from material misstatements, whether caused by fraud or error. In forming our opinion we also evaluated the overall adequacy of the presentation of information in the financial statements.

Other than in our capacity as auditor we have no relationship with, or interest in, the Foundation.

Unqualified Opinion

We have obtained all the information and explanations we have required.

In our opinion the financial statements on pages 7 to 16:

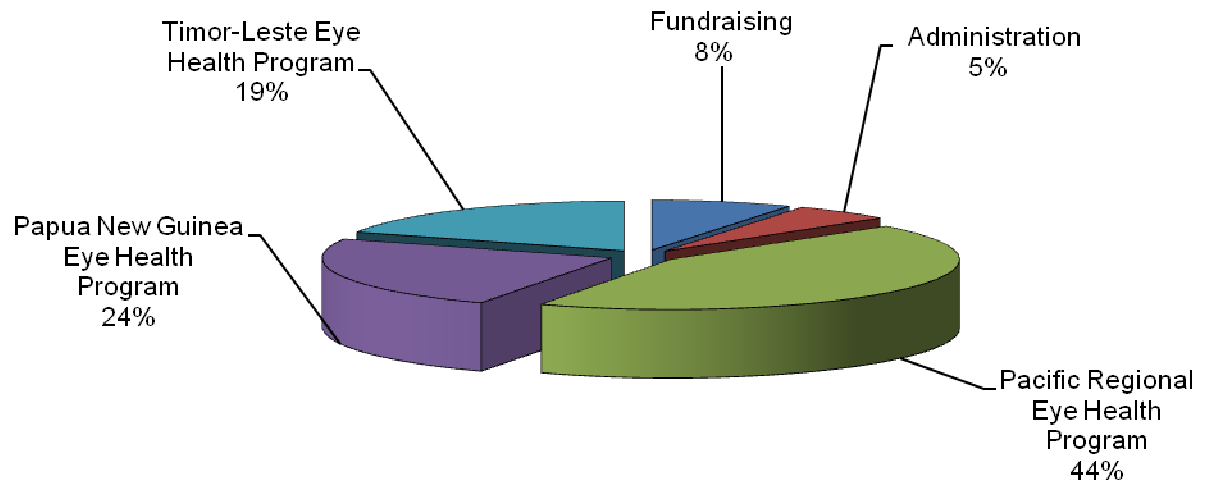
- comply with generally accepted accounting practice in New Zealand; and
- fairly present the financial position of the Foundation as at 31 December 2009 and its financial performance for the year ended on that date.

Our audit was completed on 20 May 2010 and our unqualified opinion is expressed as at that date.

Ernst & Young
Auckland

Pie Chart Analysis

Total Expenditure - 31st December 2009



Statement of Financial Performance

For the 18 months 31 December 2009

	Note	For the 18 months ended 31 December 2009	For the year ended 30 June 2008
Revenue		\$	\$
Donations	2	2,683,251	1,570,133
NZAID/ Regional Pacific Funding	9	266,506	308,110
NZAID/FIJI Eye Health Survey Funding	10	49,947	0
WDF FIJI Diabetes Eye Care Project Funding		342,662	0
NZAID/KOHA PNG Funding		170,837	172,714
NZAID/KOHA WNB Funding		240,757	162,259
NZAID/KOHA General Project Funding		15,000	0
NZAID/KOHA TIMOR Funding		150,864	170,197
NZAID/ADAF TIMOR Funding		201,504	230,426
SILVERTON TIMOR Diploma Funding		0	80,440
FHFA TIMOR Building Funding		117,662	33,528
NZAID/AusAID ABI - PEI Program	11	3,027,924	0
NZAID/AusAID ABI - PNG Program	11	1,222,823	0
NZAID/AusAID ABI - Timor-Leste Program	11	925,467	0
Other income	3	176,864	75,960
Total operating revenue		9,592,068	2,803,766
Less Expenses			
Fundraising		777,349	262,071
Administration		371,889	130,604
Depreciation	4	50,769	10,922
Interest and finance charges		1,437	926
Leasing and rental charges	12	115,538	42,736
(Gain)/Loss on disposal of fixed asset		3,808	2,192
Total Admin Expenses		1,320,790	449,451
Research & Development		2,813	0
Pacific Programme Funding	5	8,522,733	2,475,486
Total Programme & Research & Dev.		8,525,546	2,475,486
Total Programme & Admin expenses		9,846,336	2,924,937
Operating deficit before income tax		(254,268)	(121,171)

Statement of Changes in Accumulated Funds

For the 18 months ended 31 December 2009


	Note	18 Months ended 31 December 2009	Year ended 30 June 2008
		\$	\$
Accumulated funds at beginning of period		1,206,379	1,327,550
Net deficit after tax		<u>(254,268)</u>	<u>(121,171)</u>
Total recognised revenue and expenses		(254,268)	(121,171)
Accumulated funds at end of period		<u>952,111</u>	<u>1,206,379</u>


Statement of Financial Position

As at 31 December 2009

	Note	31 December 2009 \$	30 June 2008 \$
Current Assets			
Cash at Bank	6	1,974,863	1,509,976
Accrued Interest		0	6,725
Receivables		132,889	29,923
Prepayments		180,544	8,612
GST Refund		37,637	6,307
Total Current Assets		2,325,933	1,561,543
Non Current Assets			
Property, Plant & Equipment	8	141,310	71,517
		141,310	71,517
Total Assets		2,467,243	1,633,060
Current Liabilities			
Trade Payables		348,823	189,400
Accruals		59,471	210,664
Employee Entitlements		32,486	26,617
Income received in Advance		1,074,352	0
Total Current Liabilities		1,515,132	426,681
Accumulated Funds		952,111	1,206,379
Total Funds Employed		2,467,243	1,633,060

Signed for and on behalf of the Board of Trustees who authorised the issue of these financial statements on the 20th May 2010


 _____ Trustee
 20-5-10 Date


 _____ Trustee
 20-5-2010 Date

Notes to the Financial Statements

For the 18 Months ended 31 December 2009

1. Statement of Accounting Policies

Reporting Entity

The Fred Hollows Foundation (NZ) is a charitable trust registered under the Incorporated Charitable Trust Act 1957.

The financial statements of The Fred Hollows Foundation (NZ) have been prepared in accordance Generally Accepted Accounting Standards in New Zealand.

Measurement Base

The accounting principles recognised as appropriate for the measurement and reporting of earnings and financial position on a historical cost basis are followed by the foundation.

Specific Accounting Policies

The following specific accounting policies, which materially affect the measurement of financial performance and financial position, have been applied:

a) Revenue Recognition

Donation income is recognised on a cash basis, when received by the Foundation, except when the income is specifically designated to a project when accrual accounting is adopted. Income in advance is recognised when the revenue received has not been utilised to fund the project expense.

b) Amounts Receivable

All amounts receivable are stated at their estimated realisable value.

c) Goods and Services Tax

All amounts are shown exclusive of goods and services tax except for receivables and payables that are stated inclusive of goods and services tax.

d) Foreign Exchange

Transactions in foreign currencies are converted at the New Zealand rate of exchange ruling at the date of the transaction. At balance date foreign monetary liabilities are translated at the closing rate, and exchange variations arising from these transactions are recognised in the statement of financial performance.

Notes to the Financial Statements (continued)

For the 18 months ended 31 December 2009

e) Property, Plant and Equipment

All items of property, plant and equipment are initially recorded at cost, including costs directly attributable to bringing the asset to its working condition.

All leasehold improvements have been capitalised and depreciated over the period the Foundation is expected to benefit from their use.

When an item of property, plant and equipment is disposed of, the difference between net disposal proceeds and the carrying amount is recognised as a gain, or loss, in the statement of performance.

Depreciation is provided for on a straight line basis on all property, plant and equipment at depreciation rates calculated to allocate the assets' cost over their estimated useful lives.

Major depreciation rates are as follows:

Office Equipment & Furniture and Fittings	10% pa
Leasehold Improvements	33% pa
Computer Equipment	33% pa

f) Leases

The Fred Hollows Foundation NZ lease an office and a photocopier.

Operating lease payments (office and photocopier), where the lessors effectively retain substantially all the risks and benefits of ownership of the lease items, are included in the determination of the net surplus in equal instalments over the period of the lease

g) Employee Entitlements

A liability for annual leave has been accrued and recognised in the statement of financial position. The liability is equal to the present value of the estimated future cash outflows as a result of employee services provided at balance date.

h) Differential Reporting

The Foundation qualifies for differential reporting as it is not publicly accountable and it is not large as defined in the framework for differential reporting.

The Foundation has taken advantage of all available differential reporting exemptions.

Changes in Accounting Policies

There have been no changes in accounting policies. All policies have been applied on a basis consistent with those used in the previous year.

Income Tax

The Foundation is exempt from income tax on income, other than profits arising from a self conducted business, derived for charitable purposes.

Notes to the Financial Statements (continued)

For the 18 months ended 31 December 2009

Trade Creditors and other payables

Trade and other payables are carried at amortised cost and due to their short term nature they are not discounted. They represent liabilities for goods and services provided to the entity prior to the end of the financial year that are unpaid and arise when the entity becomes obliged to make future payments in respect of the purchase of these goods and services. The amounts are unsecured and are usually paid within 30 days of recognition.

Prepayments

Prepayments are recognised when tranche payments are made in advance to provide funds to the various projects ahead of the agreement.

2. Donations Received

	For the 18 months ended 31 December 2009 \$	For the year ended 30 June 2008 \$
Bequests	397,512	372,068
Significant Donations > \$10,000	272,200	151,725
All other donations	2,013,539	1,046,340
Total donations received	<u>2,683,251</u>	<u>1,570,133</u>

3. Other Income

	For the 18 months ended 31 December 2009 \$	For the year ended 30 June 2008 \$
Interest received	93,177	69,486
Merchandise sales *	8,837	3,180
Landlord Contribution to fit out	65,000	-
Other Income	9,850	3,294
Total other income	<u>176,864</u>	<u>75,960</u>

* Merchandising sales consists of sales of books, pens and Christmas cards. Merchandise purchases are not defined as a donation.

Notes to the Financial Statements (continued)

For the 18 months ended 31 December 2009

4 Depreciation

	For the 18 months ended 31 December 2009	For the year ended 30 June 2008
	\$	\$
Computer equipment	29,446	7,223
Office equipment	2,289	1,570
Furniture and fittings	3,281	1,020
Leasehold improvements	15,753	1,109
Total Depreciation	<u>50,769</u>	<u>10,922</u>

5. Pacific Programme Funding

The Fred Hollows Foundation (NZ) eye care programmes in the Pacific involve the training of Pacific eye care workers, management support of eye care programmes and purchasing equipment for Pacific clinics. Any assets purchased for the establishment of Fred Hollows Foundation (NZ) programmes in the Pacific region are recorded as an expense in the year incurred as it is unlikely that these assets would ever be returned to the Foundation. Any assets which are donated to the clinics and over which The Fred Hollows Foundation (NZ) retains no ownership rights, are also recorded as expenses in the year of donation.

6. Cash at Bank

	31 December 2009	30 June 2008
	\$	\$
Donations Account	416,408	58,838
Operating Account	213,097	277,811
Pacific Tied Funds Account	80,130	0
PEI Diabetes Account	1,982	0
KOHA Account	252,391	296,755
ABI Operating Account	528,274	0
ABI Income Account	319,705	0
KiwiBank Operating Account	173	0
Timor Leste USD Account	41,283	6,128
Term Deposit	120,000	780,127
Regional Pacific Programme Account	0	89,060
Pacific Eye Care Fund Account	0	326
Petty Cash	1,420	931
	<u>1,974,863</u>	<u>1,509,976</u>

Notes to Financial Statements (continued)

For the 18 months ended 31 December 2009

8. Property, plant and Equipment

	31 December 2009	30 June 2008
	\$	\$
Computer Equipment	88,882	78,243
Less Accumulated Depreciation	41,920	33,582
	46,962	44,661
Office Equipment	16,509	19,673
Less Accumulated Depreciation	5,540	6,581
	10,969	13,092
Furniture and Fittings	27,461	13,305
Less Accumulated Depreciation	10,732	4,327
	16,729	8,978
Leasehold Improvements	82,402	30,526
Less Accumulated Depreciation	15,752	25,740
	66,650	4,786
Net Book Value	141,310	71,517

9. NZAID Funding for the Regional Pacific Prevention of Blindness Programme

	31 December 2009	30 June 2008
Opening Balance	-	-
Grant Received (GST Exclusive)	266,506	311,254
Donations Distributed	(269,719)	(321,127)
Funds from Fred Hollows Foundation (NZ)	3,213	9,873
Net Undistributed Donations	-	-

In 2009 the Pacific Regional Programme expenses exceeded NZAID funding for this programme. The remaining expenses have been borne by The Fred Hollows Foundation (NZ), therefore as at 31 December 2009 there are no amounts owing to NZAID.

Notes to the Financial Statements (continued)

For the 18 months ended 31 December 2009

10. NZAID Funding for the Fiji Health Survey

During the year ended 31 December 2009, The Foundation and NZAID entered into a Grant Funding Arrangement to undertake a Fiji Eye Health Survey. The total Grant was for \$49,947 covering the period 8 May 2009 30 June 2010.

	31 December 2009	30 June 2008
Opening Balance	-	-
Grant Received (GST Exclusive)	49,947	
Donations Distributed	(48,175)	
Funds from Fred Hollows Foundation (NZ)		
Net Undistributed Donations	<u><u>1,772</u></u>	<u><u>-</u></u>

In 2009 \$48,175 of the total funds has been spent, with a further \$1,772 to be spent by June 2010.

11. NZ AID/AUS AID Tripartite Arrangement for Pacific Regional Blindness Prevention Programme

In 2009, NZAID and AusAID, entered into a Tripartite Funding Arrangement with The Foundation for a total funding of \$16,851,637 covering the period 9 February 2009 until 31 December 2011.

	31 December 2009	30 June 2008
Opening Balance	-	-
Grant Received (GST Exclusive)	6,115,058	
Donations Distributed	(5,256,578)	
Net Undistributed Donations	<u><u>858,480</u></u>	<u><u>-</u></u>

In 2009, \$5,256,578 of the total funds distributed has been spent. In March 2010, a letter of variation was signed to agree that the under spend of \$858,480 would be carried forward to the following year. The Statement of Financial Performance shows total of ABI funding of \$5,176,214 which is the total of \$6,115,058 less the \$858,480 in undistributed donations, less \$80,364 of administration funding carried forward to the following year.

Notes to the Financial Statements (continued)

For the 18 months ended 31 December 2009

12. Operating Lease Commitments

The Fred Hollows Foundation (NZ) operates from leased offices at Level 6, 100 Carlton Gore Road, Newmarket Auckland. In 2008 the lease was signed for a period of six years.

The Fred Hollows Foundation (NZ) leases a photocopier from Rent Plus Ltd. The photocopier was upgraded and the lease renewed in May 2005

Leases under non-cancellable operating leases:

	31 December 2009	30 June 2008
	\$	\$
Building		
Current	98,339	12,686
Non-current	404,851	0
Total Building	503,190	12,686
Photocopier		
Current	3,106	3,106
Non-Current	2,589	5,695
Total Photocopier	5,695	8,801
Total operating lease commitments	508,885	21,487

13. Transactions with Related Parties

In the current year, FHFNZ has recognized the income received from Fred Hollows Foundation Australia in the prior year to fund the Timor Leste building project.

14. Capital Commitments

There are no capital commitments at the balance sheet date (2008: \$nil).

15. Remuneration of Board Members

The Board of The Fred Hollows Foundation (NZ) provide governance services on a honorary basis. No money or benefits have been given to any member for their time and services.

16. Auditor's Remuneration

Ernst & Young provides audit services to the value of \$20,000 to The Fred Hollows Foundation (NZ) on an honorary basis.

Acknowledgements and Thanks

The Fred Hollows Foundation NZ's Board of Trustees would like to acknowledge the generous contributions, support and encouragement given to our work during the past eighteen months by the thousands of individuals, families, businesses, , community groups and schools who made a donation to The Fred Hollows Foundation NZ.. We are especially grateful to have received such generous support during the recent difficult financial times - our sight-saving work would not be possible without you.

Special thanks go to the Hollows NZ Miracle Club members who pledge a monthly gift or annual donation. These regular donations are extremely valuable to us as they allow us to plan our future programme work with more certainty. We would also like to acknowledge with gratitude those people who have chosen to create a living legacy through The Fred Hollows Foundation NZ by making us a beneficiary in their estates.

We are indebted to the following people and organizations for their unstinting efforts to help realise our vision of a world where no-one is needlessly blind.

Trusts and Foundations

Hollows NZ would particularly like to thank the following Trusts and Foundations for their significant contributions: The Bollard Charitable Trust, The David & Doreen Nicol Charitable Trust The David Ellison Charitable Trust, , H B Williams Turanga Trust, The Hugh Green Trust, The Keith Hay Trust, The Metropolitan Community Churches, The Olive Hutchins Charitable Trust The Pacific Development & Conservation Trust, PIF Foundation, The Samar Kand Trust, The Selwyn Robinson Foundation, Skye Hamilton Charitable Trust, The Springhill Charitable Trust & Frimley Foundation, The St John's Trust, St Jude's Trust, The Thanksgiving Trust and The West Georgia Trust.

Community Groups and Schools

We are grateful to all the community groups who continue to support us. There are too many to list here, but we would like to make special mention of all schools who participated in our *"Make a Spectacle of Yourself"* fundraising day, particularly St Peter's College, Palmerston North Boys High School, Hamilton Boys' High School, Rangiora High School, Carmel College and Outram Primary school.

We are grateful to all the Lions clubs throughout New Zealand who supported our work over the past eighteen months.

We are proud of our unique relationship with Rotary clubs around New Zealand under the Rotarians Down Under Joint Partnership and are grateful for the generous support we have received..

Volunteers

A big thank you to Monique Bakker and her family. Also our thanks go to the many photographers who allow us to use their images free of charge, particularly Kristian Frires.,

Media

The Foundation would like to acknowledge the New Zealand media for their ongoing support worth thousands of dollars - The New Zealand Herald, Christchurch Press, Dominion Post, Otago Daily Times APN Digital, MediaWorks, Radio Works and The Radio Network . We would also like to acknowledge the generous and on-going support we have received from the teams at TBWA\Whybin.and Acxiom New Zealand.

Finally, we would like to thank the New Zealand and Australian Governments for their ongoing support of our work through their respective aid and development agencies, NZAID and AusAID.